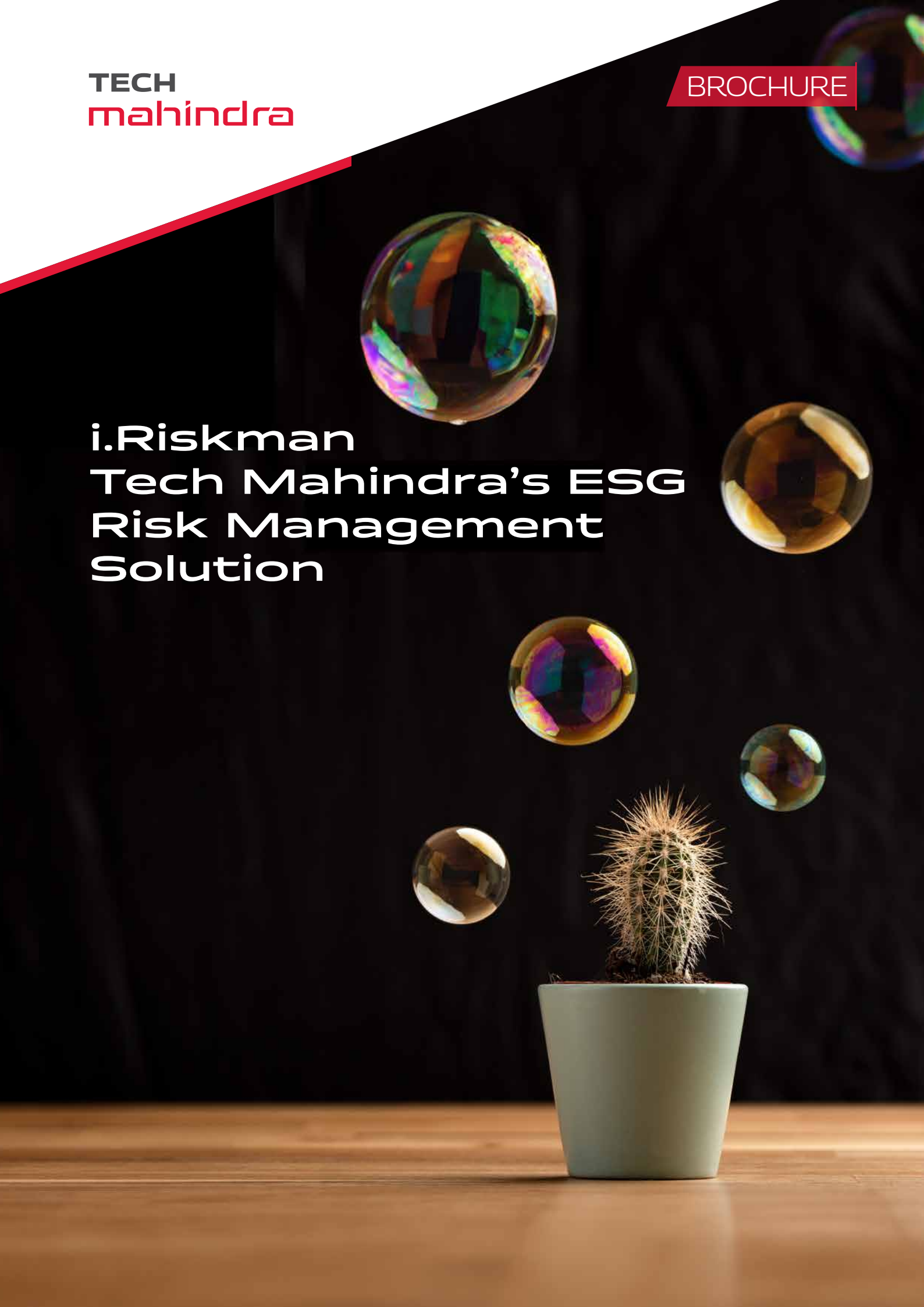


i.Riskman
Tech Mahindra's ESG
Risk Management
Solution



Abstract

Climate risks are increasingly impacting businesses in unprecedented ways, and this often leads to financial and material impact on the infrastructure, assets, supply chain, and people. Effective climate risk mitigation starts with a science-aligned approach to assess, analyse, quantify, and mitigate risks and identify potential opportunities.

At Tech Mahindra, we have developed an effective ESG risk management solution called i.Riskman that can address:



Climate related financial impact analysis



Aggregated risk register



Risk impact and exposure calculation



Unified ESG risk reporting

Introduction

i.Riskman is our ESG risk assessment tool that facilitates the determination of climate risks, the associated impact on business strategies and financial aspects, and how companies can better manage these risks. This platform helps organizations identify, assesses, and manage climate-related risks, and easily integrates into the organization's overall risk management system, with the intent of providing a holistic picture of the organization's climate-risk exposure.

Our 'i.Riskman' platform, built on Cloud, helps accelerate the ESG risk assessment journey of our customers. From monitoring to tracking the financial impact of climate risks, our solution enables identification of risk hotspots that can be easily mitigated with selective focus on the concerned areas.



Our Solution

i.RiskMan offers financial impact analysis of climate risk, risk impact and exposure calculation, generation of risk register, real-time analysis of risks and ease of reporting to various stakeholders, and availability of climate models that ensure that management can take timely action to mitigate risks.

Automated Risk Modelling

- ▶ Risk exposure based on likelihood (probability of occurrence) of risk
- ▶ Integration with climate risk models
- ▶ Automated risk score calculation
- ▶ Ability to calculate risk metrics for inherent and residual risks

Data Visualization

- ▶ Data visualization and analytics
- ▶ Easy-to-use aggregated dashboards for effective decision-making

Improved Risk Governance

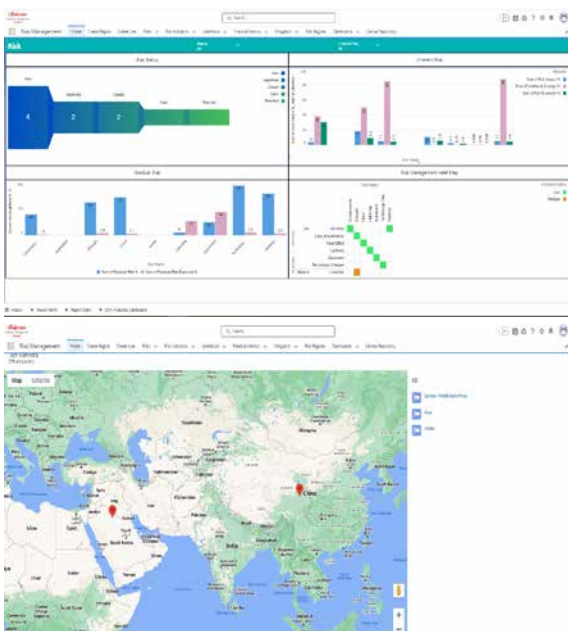
- ▶ Governance through robust business rules and controls
- ▶ Centralized framework and the absence of siloed structures
- ▶ Adaptable to emerging and evolving climate risks

Reporting and Disclosure

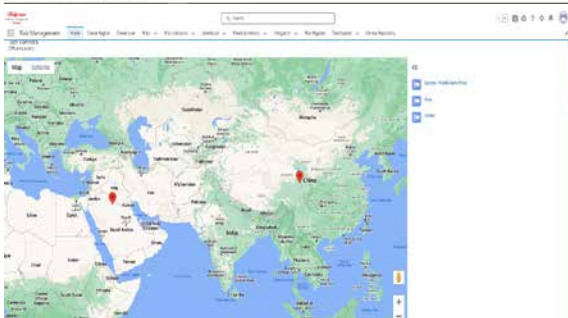
- ▶ Financial impact analysis
- ▶ Transition and physical risk management
- ▶ Simplified risk reporting and management process
- ▶ Risk register formulation based on inputs

Platform-based approach

- ▶ Integration with Net Zero Cloud for simplified data usability
- ▶ Flexible, agile, and scalable platform
- ▶ Cloud based platform



Name	Risk Name	Status	Risk Type	Risk Sub Type	Risk Impact(CU)	Risk Exposure(CU)	Risk Exposure(L)	Risk Description	Approval Status
001-00000001	Design	New	Physical Risk	Asset	10	10	10	Asset damage	Open
001-00000002	Operational	Open	Physical Risk	Asset	1000	1000	1000	Operational disruption	Open
001-00000003	Operational	Open	Transition Risk	Technological risk	1000	1000	1000	Operational disruption	Open
001-00000004	Operational	Open	Physical Risk	Asset	1000	1000	1000	Operational disruption	Open
001-00000005	Operational	Open	Physical Risk	Asset	1000	1000	1000	Operational disruption	Open
001-00000006	Operational	Open	Physical Risk	Asset	1000	1000	1000	Operational disruption	Open
001-00000007	Operational	Open	Physical Risk	Asset	1000	1000	1000	Operational disruption	Open
001-00000008	Operational	Open	Physical Risk	Asset	1000	1000	1000	Operational disruption	Open
001-00000009	Operational	Open	Physical Risk	Asset	1000	1000	1000	Operational disruption	Open
001-00000010	Operational	Open	Physical Risk	Asset	1000	1000	1000	Operational disruption	Open
001-00000011	Operational	Open	Physical Risk	Asset	1000	1000	1000	Operational disruption	Open
001-00000012	Operational	Open	Physical Risk	Asset	1000	1000	1000	Operational disruption	Open
001-00000013	Operational	Open	Physical Risk	Asset	1000	1000	1000	Operational disruption	Open
001-00000014	Operational	Open	Physical Risk	Asset	1000	1000	1000	Operational disruption	Open
001-00000015	Operational	Open	Physical Risk	Asset	1000	1000	1000	Operational disruption	Open
001-00000016	Operational	Open	Physical Risk	Asset	1000	1000	1000	Operational disruption	Open
001-00000017	Operational	Open	Physical Risk	Asset	1000	1000	1000	Operational disruption	Open
001-00000018	Operational	Open	Physical Risk	Asset	1000	1000	1000	Operational disruption	Open
001-00000019	Operational	Open	Physical Risk	Asset	1000	1000	1000	Operational disruption	Open
001-00000020	Operational	Open	Physical Risk	Asset	1000	1000	1000	Operational disruption	Open



Benefits



Assists to collect data and calculates your inherent and residual risks.



Tackles risk calculations and management in weeks instead of months.



Streamlines data collection.



Avoids traditional pitfalls like siloed structure, inconsistent perspective of overall risk exposure.



Eliminates the need for manual checks.



Creates reports in weeks instead of months.



Ensures reporting made easier as the data can be exported to the reporting standards in the required formats.



Identifies and prioritizes your risks and the most effective mitigation policies.



Provides easy-to-read, customizable, dynamic dashboards help visualize risk data and enable data driven decisions.



Creates awareness, trust, and transparency with the stakeholders.



Improves financial and investment opportunity.

The NXT.NOW™ Advantage

With over decades of experience in sustainability, and risk management, we leverage our deep domain know-how and consulting capabilities along with our technology strength to provide a solution that can transform your data and provide valuable ESG risk management insights, ready to be incorporated in your ERM, giving you a 360° perspective.



Climate-related Financial Impact Analysis



Science-aligned Climate Risk Visibility



Risk Impact and Exposure Calculation



Enhanced Sustainability



Aggregated Risk Register



Improved Operational Risk Visibility



Unified ESG Risk Reporting



Identify New Opportunities



Improved Regulatory Compliance



Brand Finance®
Awards

TOP 10
STRONGEST
IT SERVICES BRAND



Brand Finance®
Awards

FASTEST-GROWING
IT SERVICES BRAND
IN BRAND VALUE RANK

TECH mahindra



www.youtube.com/user/techmahindra09

www.facebook.com/techmahindra

www.twitter.com/tech_mahindra

www.linkedin.com/company/tech-mahindra

www.techmahindra.com

mktg@TechMahindra.com

Copyright © Tech Mahindra 2024. All Rights Reserved.

Disclaimer: Brand names, logos and trademarks used herein remain the property of their respective owners.